



MAYOR'S OFFICE OF
CRIMINAL JUSTICE
INITIATIVES

CRIME UPDATE: TRENDS AND EVIDENCE BASED VIOLENCE PREVENTION

UNIFORM CRIME REPORT 2020

FBI

PUBLISHED 9/27/21

[HTTPS://CRIME-DATA-EXPLORER.APP.CLOUD.GOV/PAGES/HOME](https://crime-data-explorer.app.cloud.gov/pages/home)

CRIME IN UTAH 2020

BCI

PUBLISHED 10/5/21

[HTTPS://BCI.UTAH.GOV/CRIME-IN-UTAH-2020/](https://bcu.utah.gov/crime-in-utah-2020/)

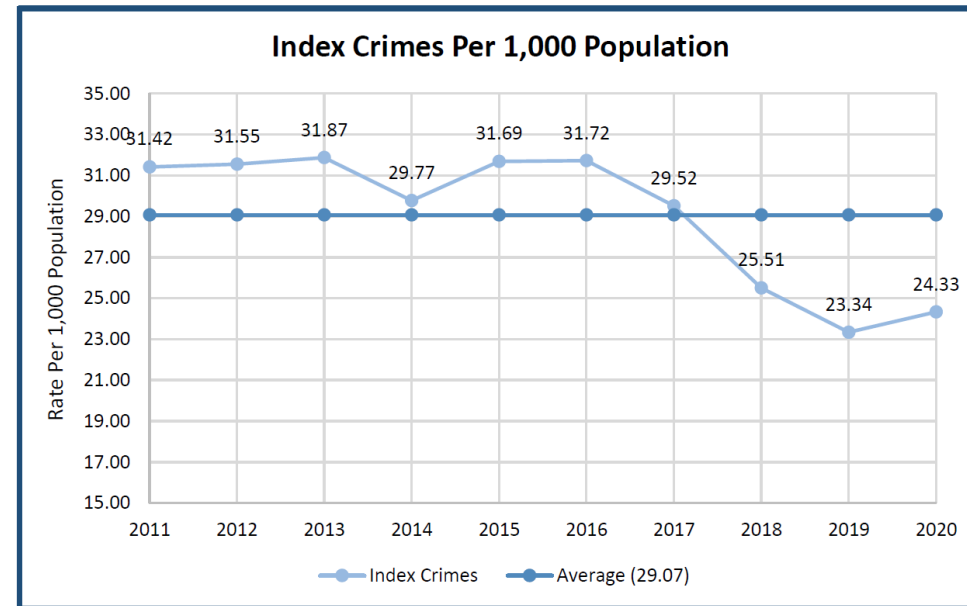
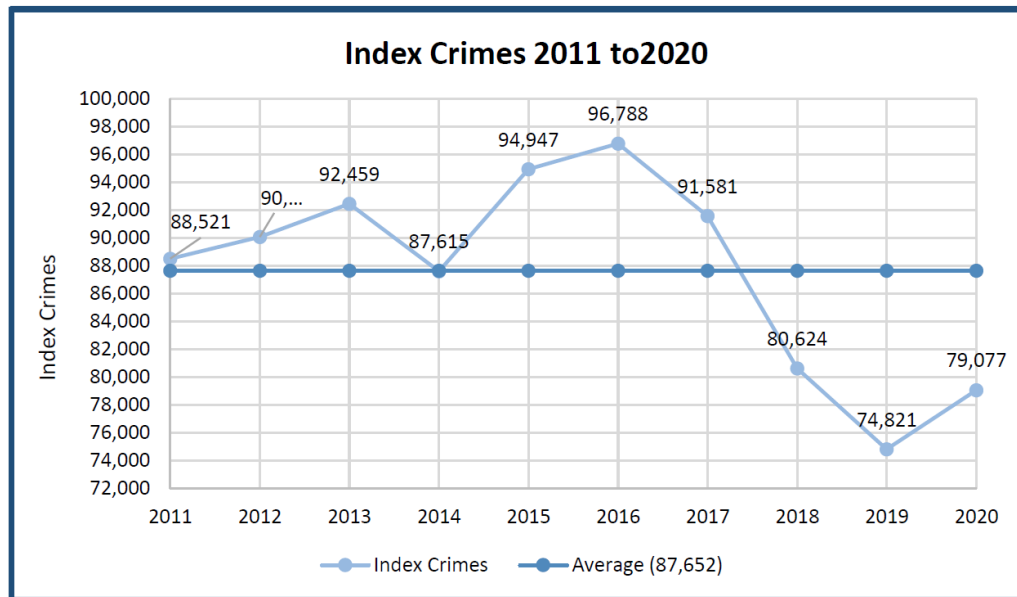
INDEX CRIMES

- FBI and Utah BCI reports on 8 standardized categories of crime, also known as "Major Crimes", "Index Crimes, or "Part One Crimes"
 - Criminal homicide
 - Rape
 - Robbery
 - Assault
 - Burglary
 - Larceny
 - Motor Vehicle theft.
 - Arson
- Provides a snapshot on crime
- Based on police reports

TRENDS

- SLCo trends mirror state and national trends
 - Significant increase in violent crime, esp. homicides
 - Homicide increase driven by gun-related murders
 - Overall low index crime rate

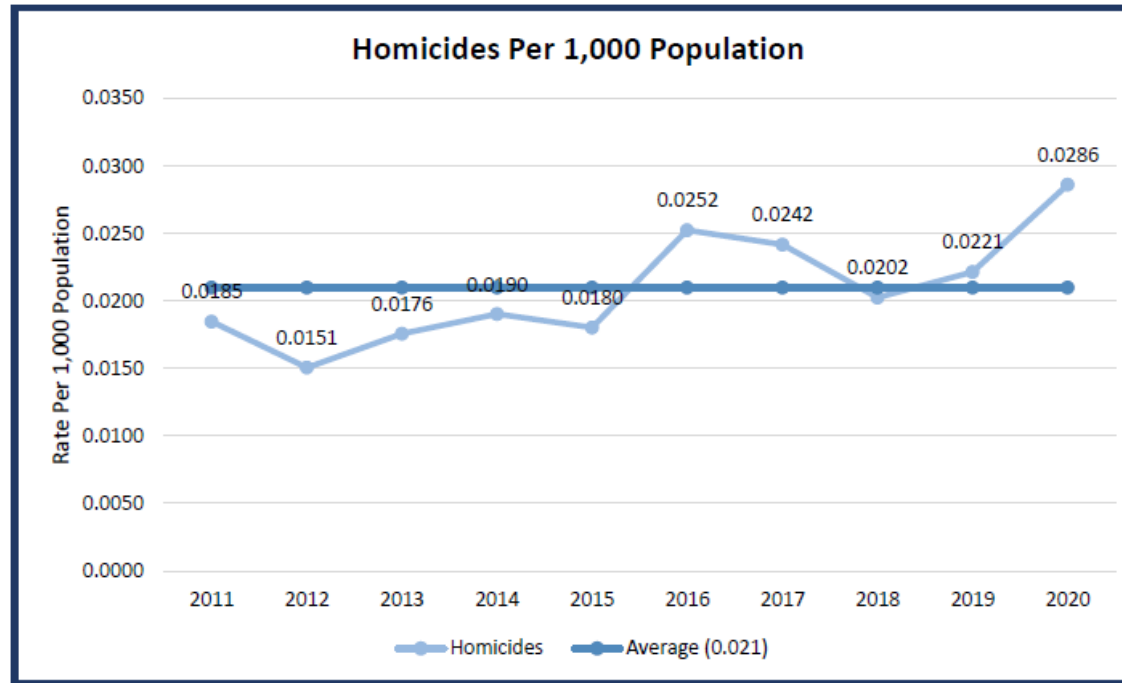
Utah Index Crimes, Trends



Source:
"Crime in
Utah 2020"
(BCI)

- 2019: historic low
- 2020: +5.69 % increase in index crimes, rate low relative to 5 year average
- Increases driven by violent crime, not property crime

2020, Criminal Homicide Rate, Utah

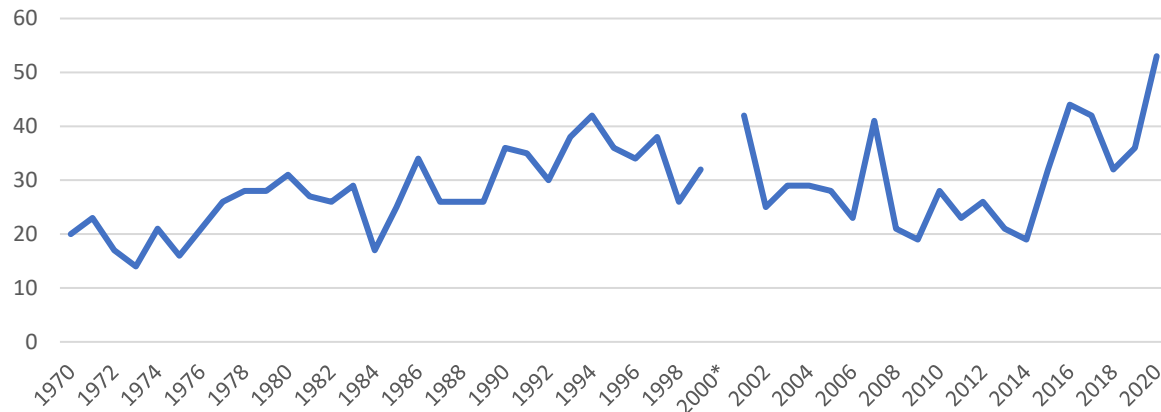


Source: "Crime in Utah 2020" (BCI)

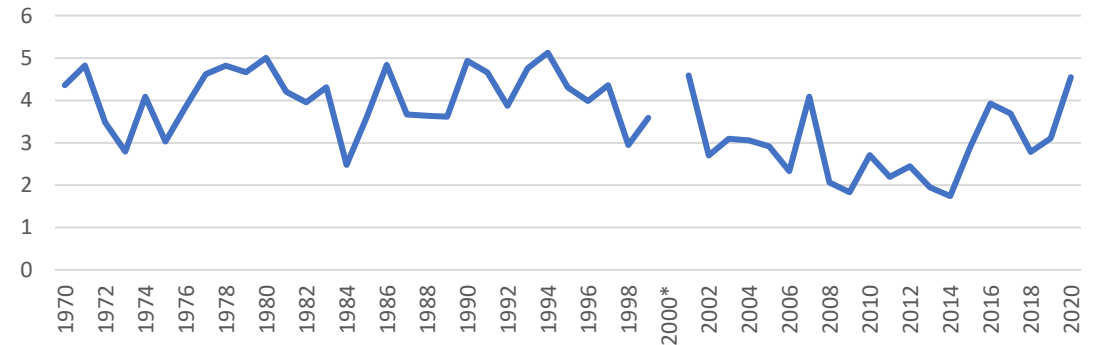
- 93 Criminal Homicides in Utah in 2020
- + 31 % increase from 2019 (71 homicides in 2019)
- Highest Rate (2.84 per 100,000) in 10+ years

2020, Criminal Homicide, SLCo

Number of Reported Criminal Homicide,
Salt Lake County

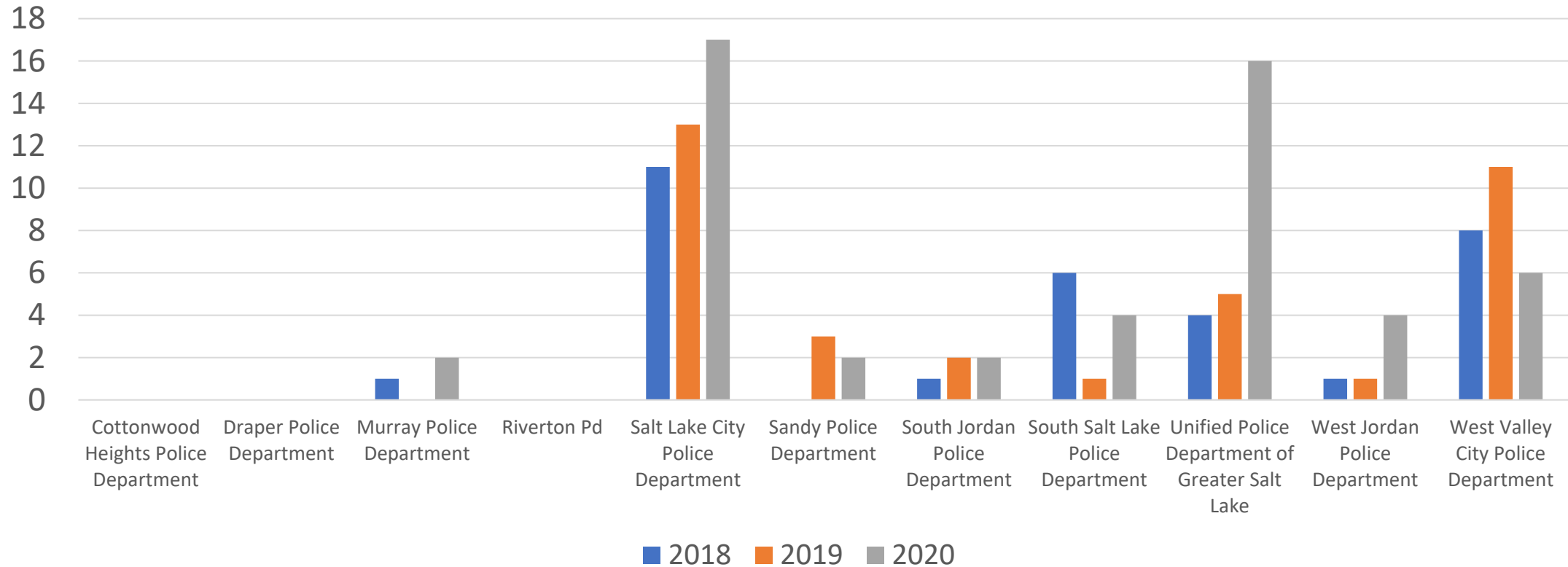


Rate of Reported Criminal Homicide (per 100,000
citizens),
Salt Lake County



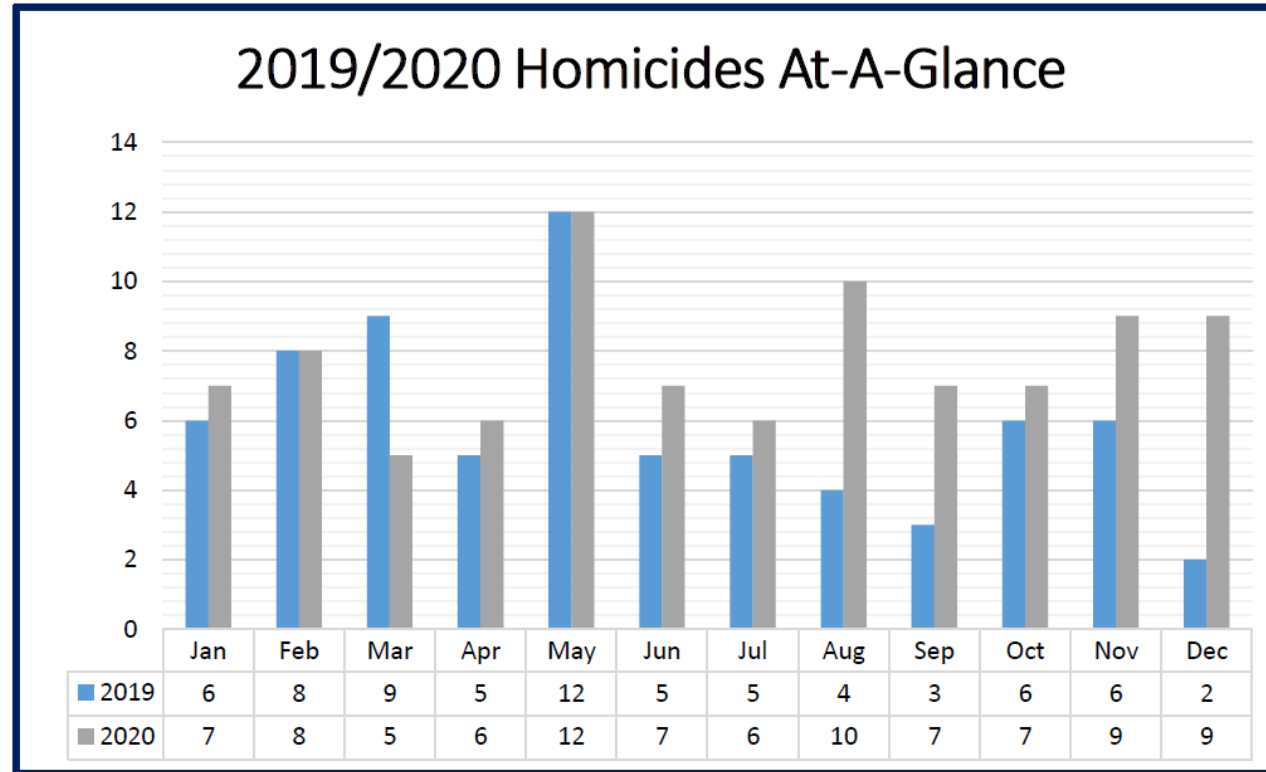
- 53 Criminal Homicides in Salt Lake County
- + 46% increase from 2019
- Highest rate (4.5 per 100,000) since 2001

2020, Criminal Homicide, SLCo – By Agency



- 3 cities have reported 0 murders in the past 3 years
- 2020: Homicides increased in SLC, Unified, West Jordan, Murray & SSL

Utah Homicides, 2019-2020 , by month



Source: "Crime in Utah 2020" (BCI)

- August 2020 to year end drives the increase in homicides
 - 42 homicides (Aug 2020-Dec 2020) vs. 21 homicides (Aug 2019-Dec 2019)
- Jan-June, total numbers of homicides 2020 were identical to 2019 (45)

Utah Homicides, 2019-2020, Gun – Related

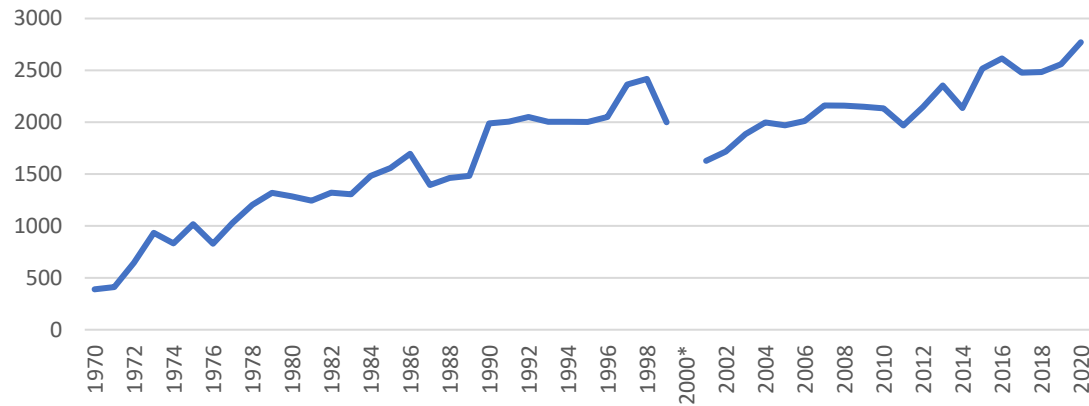
	2019	2020
Gun	39	62
No Gun	32	31

Source: “Crime in Utah 2020” (BCI)

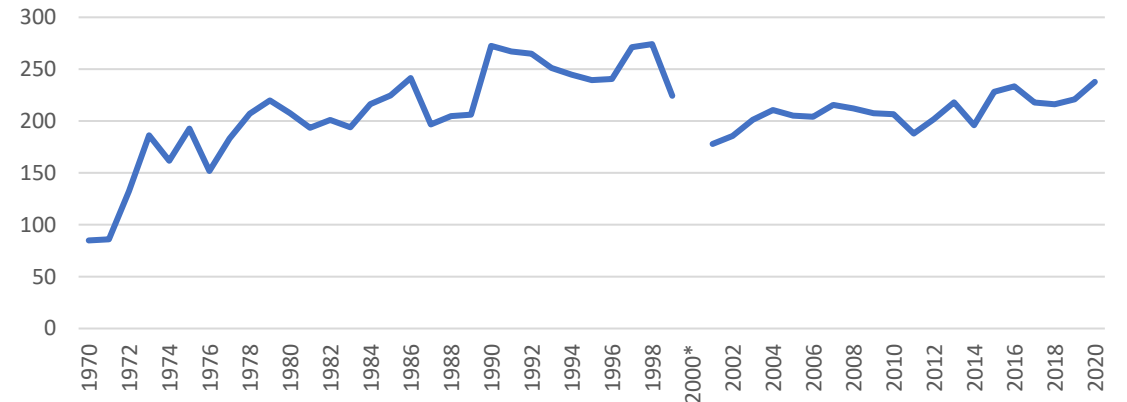
- Homicide increases in 2020 driven exclusively by gun related murders
- Homicides not involving guns decreased in 2020

2020, Aggravated Assault, SLCo

Number of Reported Aggravated Assaults,
Salt Lake County

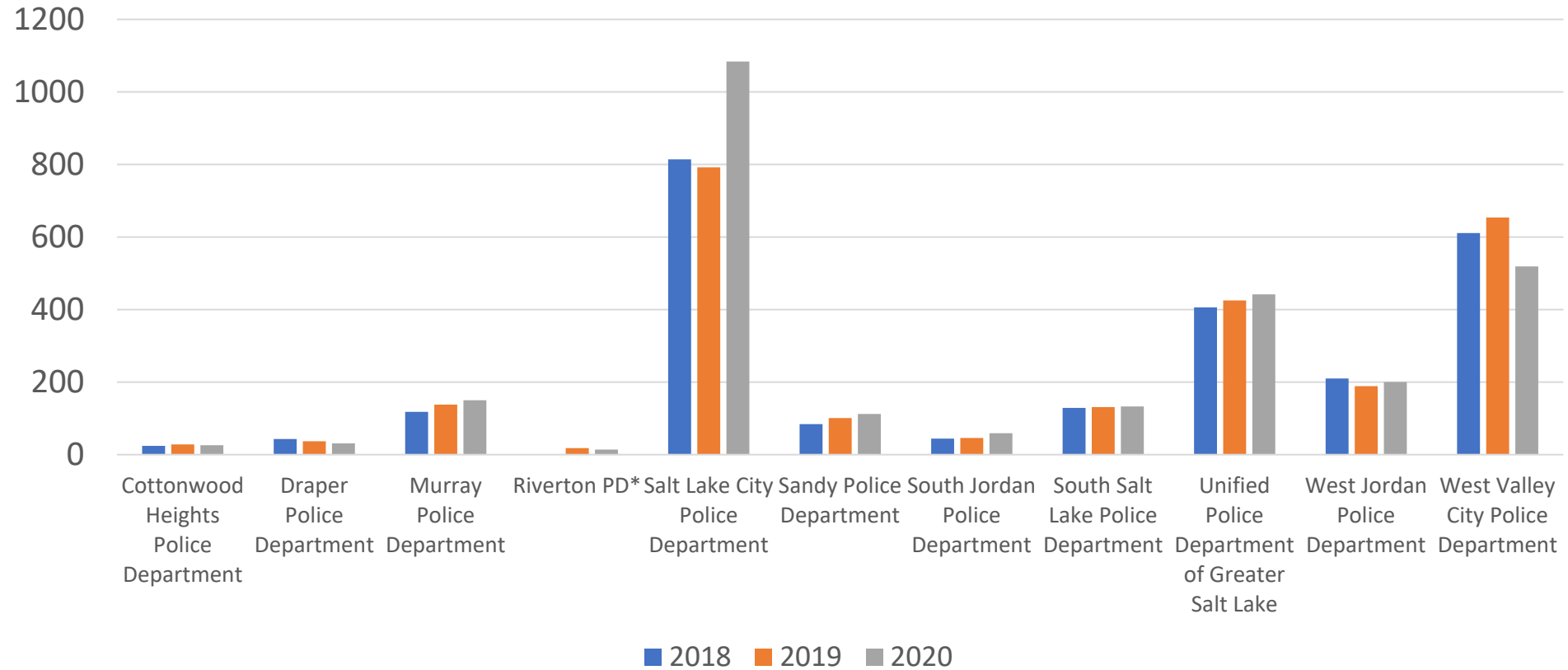


Rate of Reported Aggravated Assaults (per 100,000),
Salt Lake County



- 2,770 Aggravated Assaults in Salt Lake County
- + 8% increase from 2019
- Highest rate (237 per 100,000) since 1998

2020, Aggravated Assault, SLCo – By Agency



- 2020: 7 of 11 agencies report increases from 2019

CORRELATIONS

- INCREASES IN VIOLENT CRIME CORRELATE WITH PANDEMIC AND SUMMER 2020 PROTESTS
 - mental and financial stress / strain
 - severed / weakened ties to services, safety nets, and structured supports
 - reduction in proactive and community policing
 - increase in # of guns in circulation and gun thefts from vehicles

Criminal History of Offenders- Homicide, 2019-2020

Prior Felony Bookings	2019	2020	2021
0	36%	61%	55%
1+	64%	39%	45%

Prior Violent Bookings	2019	2020	2021
0	53%	73%	64%
1+	47%	27%	36%

- Individuals booked on homicide had less extensive criminal history in 2020 and 2021
- The % of individuals booked on homicide with NO prior felony or violent history increased substantially in 2020 and 2021

Legal Gun Ownership, 2019-2021

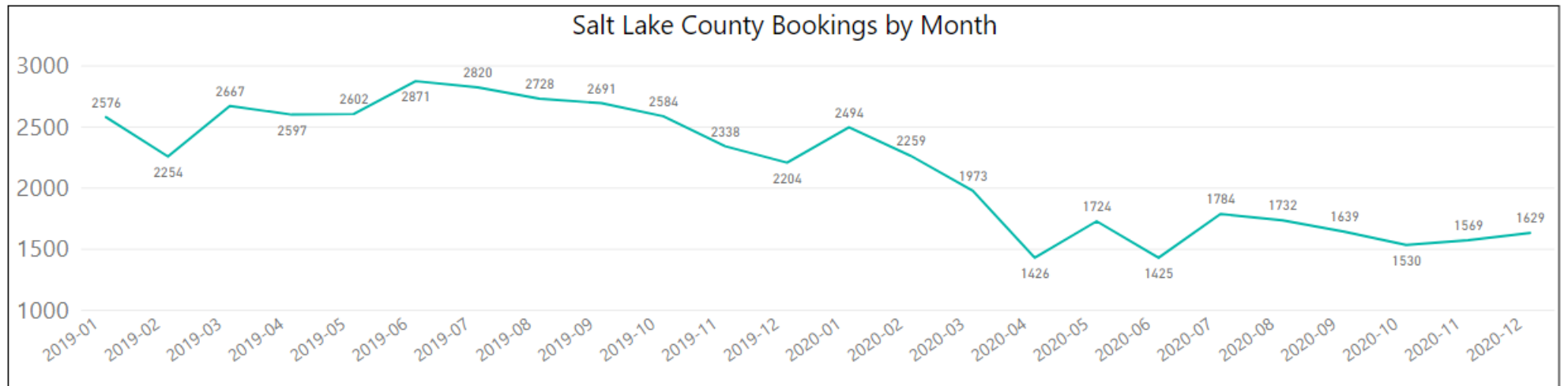
NICS Background Checks in Utah, by month and year



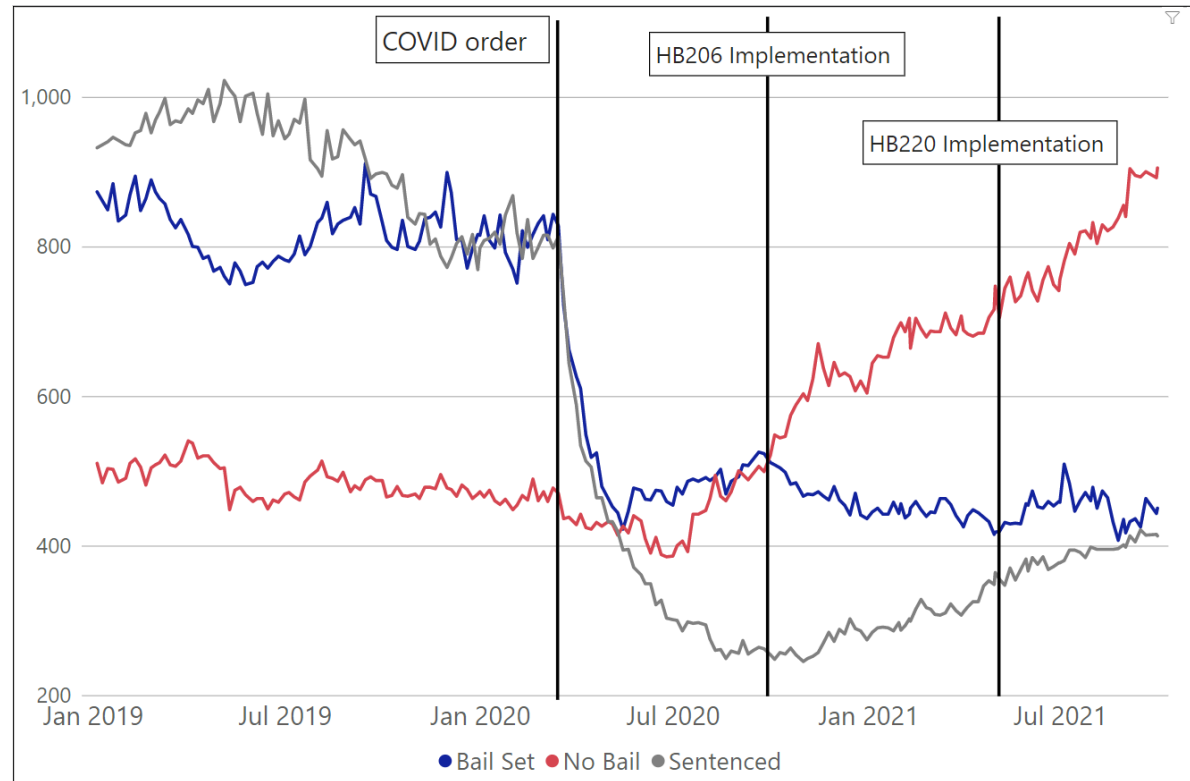
- NICS checks are conducted whenever a gun purchase is attempted from a licensed gun dealer (shops, stores, etc.)
- Clear spike in checks in Summer 2020

Strains on policing/ police resources, 2020

- Despite increases in reports of crime in 2020, arrests in Utah declined by 20.74%: “Crime in Utah 2020” (BCI)
- Bookings into Salt Lake County Jail declined by 31.5%



Impact of pretrial detention policy changes



- The effect of HB206/ “Bail Reform” (implemented Oct. 2020) in Salt Lake County was a clear increase in individuals being held without bail and increased rate of pretrial incarceration for individuals charged with serious offenses

EVIDENCE BASED PREVENTION/ RESPONSE

- Randomized experiments show strong / sig reduction in violent crime for the following interventions:
 - Summer jobs programs for youth
 - Precision policing / targeted enforcement
 - Cognitive Behavioral Therapy programs
 - Environmental Design/ Community Infrastructure

Youth Employment Programs

- 6 different studies in 4 different cities
- All studies show big drops in violent crime arrests for youths, and those effects persist for years.
 - Several cities directly operate summer jobs programs for youth, providing jobs to youth ages 14-21. These programs are popular and oversubscribed, meaning cities typically randomize who gets into them. This provides a strong research basis.
 - Consistent results, even with wide variation in program design
- Effects are much larger for youth that have a prior arrest.

Cognitive Behavioral Therapy (CBT)

- Cognitive behavioral therapy (CBT) teaches people to manage emotions, address conflicts constructively, and think carefully before taking action.
- A rigorous review of 58 CBT studies found that such programs reduced criminal recidivism by 25 percent, with one of five programs cutting recidivism by more than half.
 - CBT was given to 7th to 10th graders in high violence neighborhoods in Chicago
 - 45% less crime among kids in program relative to cohort w/o program
 - 9th to 10th graders : 50% less crime
 - kids in a juvenile detention center and found a 21% drop in readmission after 18 months.

Precision Policing

- Law enforcement interventions that address concentrations of violence have the strongest short-term impacts.
- Multiple RCTs of “hot spot” policing show strong, short - term reduction in violent crime
 - Gun violence is concentrated in small #'s of ppl.
 - Incident reviews examining several years of homicide and shooting data to determine context and motives, as well as connections between incidents.
 - Analysis of the demographic characteristics and criminal justice histories of those involved in such incidents.
 - Mapping the social networks of those involved and identifying the connections between individuals, groups, and locations.
 - Mapping the occurrence of such incidents citywide to identify patterns and concentrations

Environmental Design / Place-Based Investments

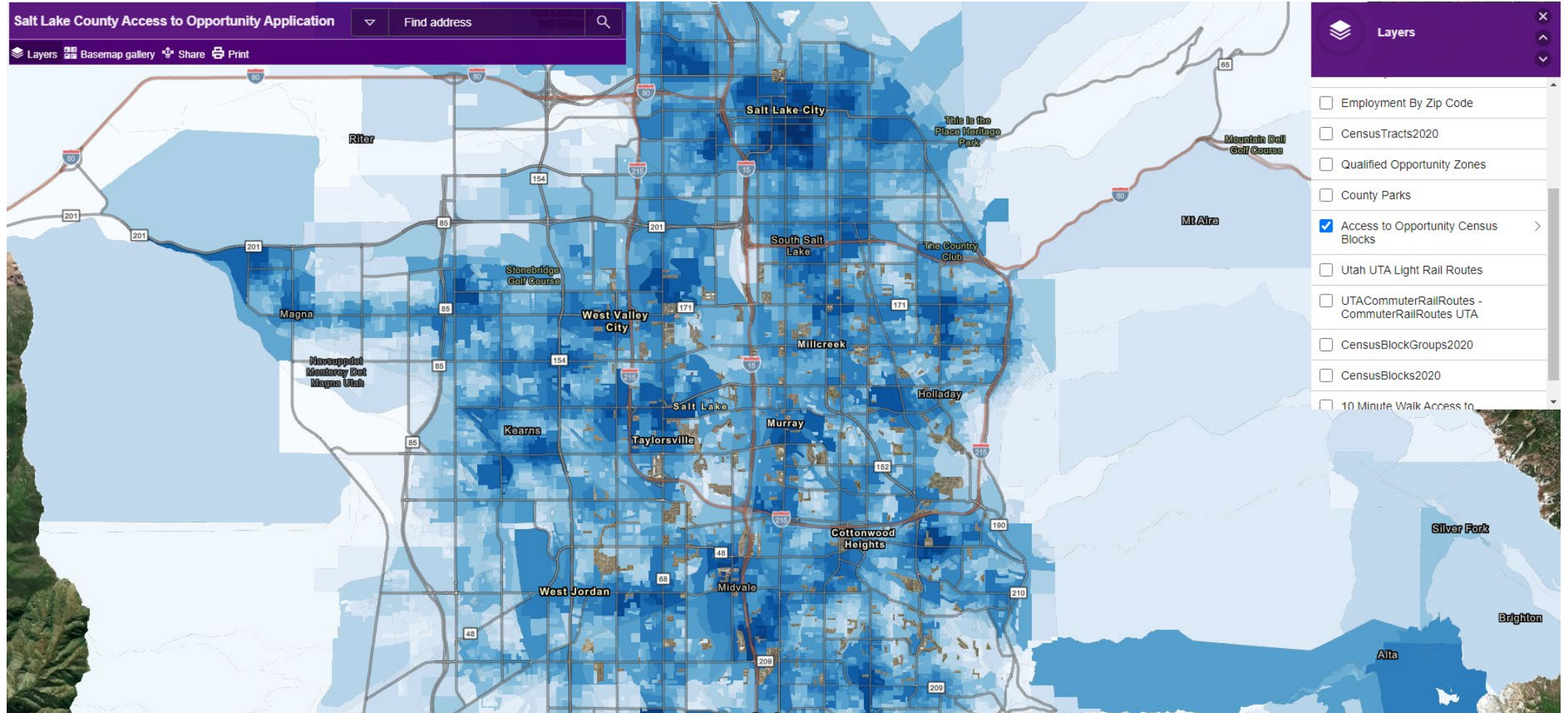
- Environmental crime prevention strategies inhibit violence and crime by altering the physical environments of locations.
- “Cleaning and greening” street blocks
 - In Philadelphia, the removal of trash, the grading and seeding of land, and the planting of trees in vacant lots to create a park-like setting was associated with a 17 percent decrease in violent crime and a nine percent decrease in crime overall
 - Focused on blocks with high gun crime
 - 11% of blocks in Philadelphia are responsible for 100% of the shootings
- Adding/ enhancing street lighting
 - In New York City, installing temporary streetlights in areas associated with high gun violence corresponded with a 36 % reduction in nighttime index crimes

What are other counties doing?

- Multnomah County (Ore.),
 - Increased trauma supports for victims and those impacted by gun violence
 - Incubator for credible messengers / community based violence interventions
 - Jobs program targeted to young adults most at risk for committing gun violence.

- Milwaukee County
 - Set up a unified command structure as a response to current pattern of violence within the community.
 - Public health + public safety + community partners
 - Homicide Death Review process
 - Analysis of the demographic characteristics and criminal justice histories of those involved in such incidents.
 - Mapping the social networks of those involved and identifying the connections between individuals, groups, and locations.
 - Mapping the occurrence of such incidents citywide to identify patterns and targets for enforcement
 - Improve communication and information sharing, identify resources and unmet needs , coordinate enhanced response to violence
 - Pair police with community involvement + targeted investment. Goal: Targeted enforcement comes with targeted investment

Mapping SLCo Needs, Opportunity, and Crime





MAYOR'S OFFICE OF
CRIMINAL JUSTICE
INITIATIVES

CRIME UPDATE: TRENDS AND EVIDENCE BASED VIOLENCE PREVENTION